

Scaled data based on original data using
LM-79-08 Approved Method: Electrical and Photometric Measurements of Solid-
State Lighting Products

Test Report Prepared for
Cooper Lighting Solutions
(formerly Eaton)

Brand: STREETWORKS

Report Number: P318623

Luminaire Tested: **GAN-SA9D-722-U-T3**

Issue Date: 3/3/2020

Test Information

Test Method: LM-79-08
Report Number: P318623
TEST IS SCALED FROM IESNA LM-79-08 TEST DATA (G2-1903-205-14)
Test Lab: INNOVATION CENTER
Issue Date: 3/3/2020
Manufacturer: COOPER LIGHTING SOLUTIONS (FORMERLY EATON)
Product Line: STREETWORKS
Catalog Number: GAN-SA9D-722-U-T3
Description: GALLEON AREA AND ROADWAY LUMINAIRE
(9) 70 CRI, 2200K, 1200mA LIGHTSQUARES WITH 16 LEDS EACH AND TYPE III OPTICS
Light Source: -
Ballast/Driver: ELECTRONIC DRIVER

Summary

Lumens per Lamp: N/A
Luminaire Lumens: 51003 lumens
Efficiency: N/A
Efficacy: 88.7 lumens/watt
Luminous Opening: Rectangular (W 2.5' x L: 1' x H: 0')
IES Classification: Type III - Short
BUG Rating: B4 - U0 - G5

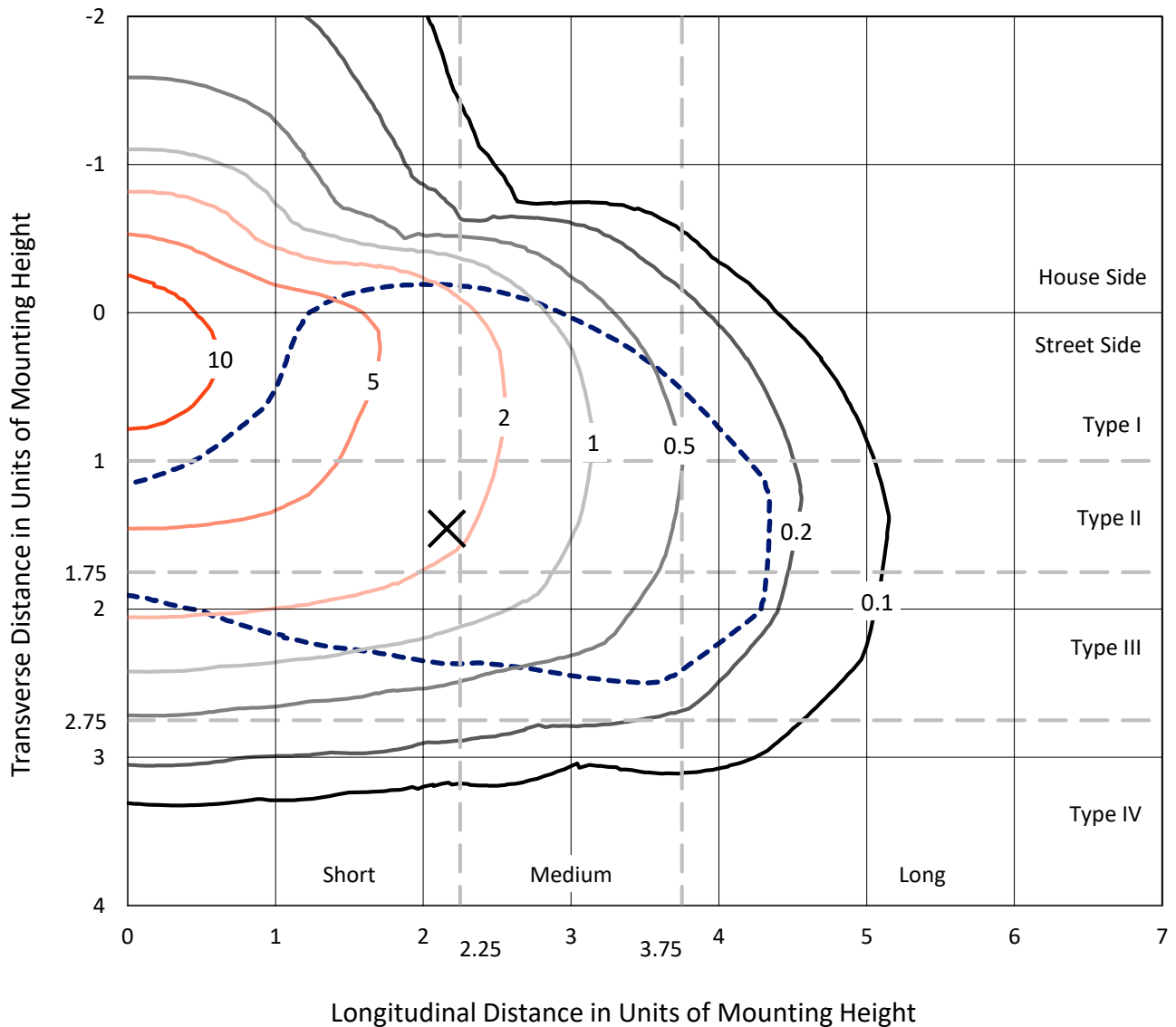
Input Watts (W): 575
Input Voltage (V): NR
Input Current (Ain): NR
Voltage Rise (V): NR
Power Factor: NR
Total Harmonic Distortion (THDi): NR
Frequency (hertz): 60
Stabilization Time: NR
Operation Time: NR
Ambient Temperature (°C): NR
Test Distance: 24 FT



REPORT NUMBER: P318623
 CATALOG NUMBER: GAN-SA9D-722-U-T3

Iso-Footcandle Lines of Horizontal Illumination

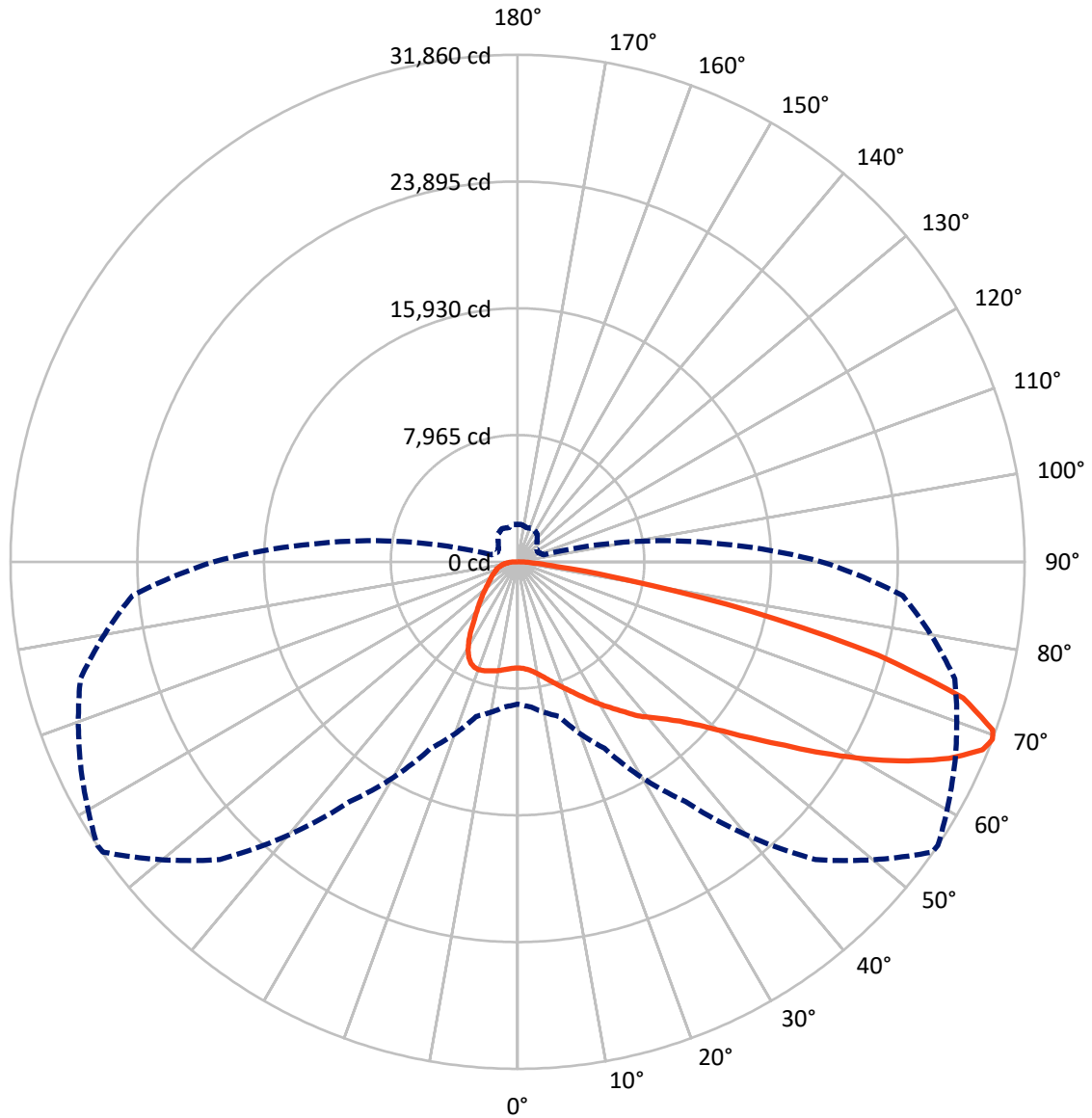
✕ Max cd
 - - - 1/2 Max cd



Based on 25 foot mounting height. Maximum calculated value = 11.6 fc
 Type III - Short - N/A

REPORT NUMBER: P318623
CATALOG NUMBER: GAN-SA9D-722-U-T3

Luminous Intensity Polar Plot



— Vertical Plane Through 56-Deg Lateral - - - Horizontal Cone Through 69-Deg Vertical

REPORT NUMBER: P318623
 CATALOG NUMBER: GAN-SA9D-722-U-T3

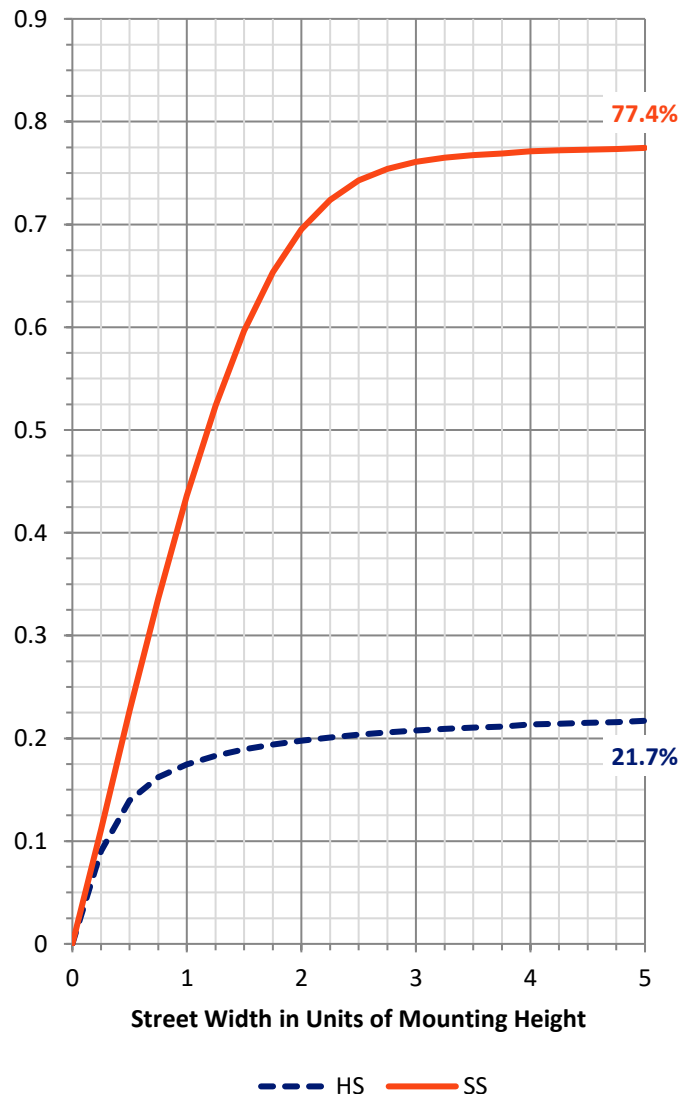
FLUX DISTRIBUTION:

		Downward	Upward	Total
House Side	Lumens	11358.3	0.0	11358.3
	% Fixture	22.3	0.0	22.3
Street Side	Lumens	39644.7	0.0	39644.7
	% Fixture	77.7	0.0	77.7
Total	Lumens	51003.0	0.0	51003.0
	% Fixture	100.0	0.0	100.0

ZONAL LUMENS:

Zone	Lumens	% Fixture
0°-10°	654.9	1.3
10°-20°	2105.9	4.1
20°-30°	3676.0	7.2
30°-40°	5280.5	10.4
40°-50°	7307.9	14.3
50°-60°	10707.1	21.0
60°-70°	13054.0	25.6
70°-80°	7217.1	14.2
80°-90°	999.6	2.0
90°-100°	0.0	0.0
100°-110°	0.0	0.0
110°-120°	0.0	0.0
120°-130°	0.0	0.0
130°-140°	0.0	0.0
140°-150°	0.0	0.0
150°-160°	0.0	0.0
160°-170°	0.0	0.0
170°-180°	0.0	0.0
0°-90°	51003.0	100.0
0°-180°	51003.0	100.0

Coefficient of Utilization

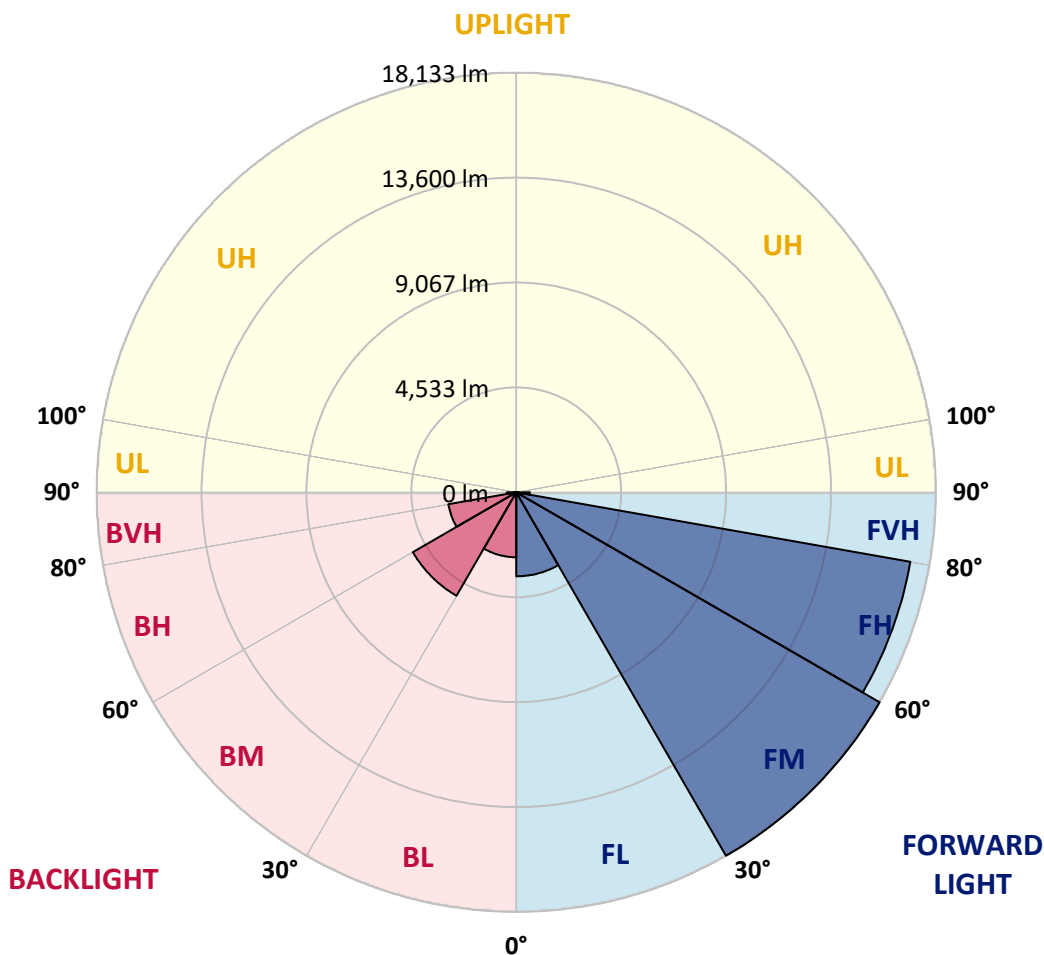


REPORT NUMBER: P318623
 CATALOG NUMBER: GAN-SA9D-722-U-T3

LUMINAIRE CLASSIFICATION SYSTEM LUMEN TABLE AND BUG RATING:

Zone	Lumens	% Fixture	Zone Rating/Lumen Limit		
			B	U	G
FL (0°-30°)	3629.9	7.1			
FM (30°-60°)	18133.5	35.6			
FH (60°-80°)	17292.6	33.9			G5
FVH (80°-90°)	588.8	1.2			G4/750
BL (0°-30°)	2806.9	5.5	B4/5000		
BM (30°-60°)	5162.1	10.1	B4/8500		
BH (60°-80°)	2978.5	5.8	B4/5000		G4/5000
BVH (80°-90°)	410.8	0.8			G3/500
UL (90°-100°)	0.0	0.0		U0/0	
UH (100°-180°)	0.0	0.0		U0/0	

BUG Rating: B4-U0-G5
 Type III Short





REPORT NUMBER: P318623
 CATALOG NUMBER: GAN-SA9D-722-U-T3

CANDELA DISTRIBUTION (FULL):

	0°	5°	15°	25°	35°	45°	55°	56°	65°	75°	85°
0°	6667.9	6667.9	6667.9	6667.9	6667.9	6667.9	6667.9	6667.9	6667.9	6667.9	6667.9
2.5°	6710.0	6717.1	6711.8	6725.9	6710.0	6720.6	6711.8	6711.8	6706.5	6690.7	6673.1
5°	6815.5	6829.5	6820.7	6834.8	6815.5	6819.0	6803.2	6803.2	6787.4	6754.0	6718.8
7.5°	6980.6	6996.4	6989.4	7003.5	6977.1	6977.1	6956.0	6954.3	6922.6	6868.2	6827.8
10°	7177.4	7198.5	7191.5	7212.5	7191.5	7198.5	7177.4	7177.4	7135.2	7057.9	7007.0
12.5°	7463.8	7490.2	7470.8	7469.1	7460.3	7474.3	7456.8	7453.3	7414.6	7309.2	7238.9
15°	7846.8	7874.9	7834.5	7831.0	7781.8	7776.6	7776.6	7771.3	7746.7	7620.2	7504.2
17.5°	8287.8	8296.6	8261.5	8205.3	8142.0	8101.6	8096.3	8110.4	8110.4	7962.8	7778.3
20°	8720.1	8735.9	8707.8	8644.5	8563.7	8504.0	8461.8	8489.9	8488.1	8312.4	8050.6
22.5°	9190.9	9227.8	9185.7	9104.9	9010.0	8943.2	8869.4	8894.0	8895.8	8679.7	8317.7
25°	9800.6	9767.3	9740.9	9626.7	9491.4	9422.9	9354.4	9378.9	9371.9	9075.0	8593.6
27.5°	10340.0	10347.1	10311.9	10190.7	10034.3	9883.2	9879.7	9895.5	9869.2	9486.1	8853.6
30°	10967.3	10970.8	10921.6	10812.7	10642.2	10447.2	10401.5	10427.9	10371.7	9876.2	9127.7
32.5°	11591.0	11608.6	11554.1	11422.4	11285.3	11048.1	10956.7	10974.3	10833.8	10275.0	9410.6
35°	12137.5	12162.1	12144.5	12056.6	11907.3	11703.5	11594.5	11584.0	11410.1	10763.5	9784.8
37.5°	12694.4	12717.3	12698.0	12624.2	12564.4	12348.3	12290.3	12290.3	11988.1	11262.5	10261.0
40°	13267.2	13302.4	13279.5	13177.6	13126.7	13028.3	12889.5	12856.1	12529.3	11861.6	11037.6
42.5°	13799.6	13845.3	13936.6	13876.9	13773.2	13787.3	13507.9	13490.4	13251.4	12747.1	12012.7
45°	14555.1	14621.9	14776.5	14730.8	14709.7	14632.4	14300.4	14284.5	14193.2	13938.4	13223.3
47.5°	15379.2	15470.5	15749.9	15758.7	15985.3	15839.5	15387.9	15333.5	15354.6	15365.1	14701.0
50°	16138.2	16238.3	16696.9	16913.0	17447.2	17478.8	16756.7	16707.5	16790.0	17032.5	16422.8
52.5°	16744.4	16870.9	17443.7	18111.3	19026.7	19286.8	18441.6	18404.7	18466.2	18884.4	18369.6
55°	17188.9	17325.9	17949.7	19165.5	20627.4	21085.9	20381.4	20346.2	20384.9	20917.3	20486.8
57.5°	17292.5	17325.9	18230.8	19875.4	21978.5	23080.2	22755.1	22684.8	22495.1	22958.9	22823.6
60°	16805.9	16939.4	17998.9	20124.9	23023.9	25046.3	25236.0	25148.2	24615.8	24995.3	24886.4
62.5°	15818.4	16057.4	17132.7	19745.3	23433.3	26652.2	27669.5	27564.1	26646.9	26892.9	26369.3
65°	14205.5	14307.4	15437.1	18436.4	22913.2	27680.0	29839.4	29786.7	28632.3	28247.5	26643.4
67.5°	11320.5	11512.0	12471.3	15700.7	20785.5	27558.8	31517.3	31512.1	29929.0	28750.0	25671.8
69°	8943.2	9141.8	10055.4	12933.4	18392.4	26450.1	31798.5	31860.0	30294.5	28444.3	24283.7
70°	7130.0	7360.1	7987.4	10893.5	16268.2	24988.3	31564.8	31675.5	30224.2	27940.1	23002.8
72.5°	3034.4	3220.6	3666.9	5615.4	9914.8	18659.5	28860.7	29278.9	28595.4	25571.6	19010.9
75°	1324.8	1382.8	1584.8	2289.4	4401.3	10155.6	22609.3	23382.4	24450.6	21614.8	14161.5
77.5°	969.9	994.5	1105.2	1344.1	1974.9	3835.6	14539.3	14989.1	17633.4	15728.8	8686.7
80°	750.2	767.8	853.9	987.4	1289.6	1551.4	6631.0	7017.5	9914.8	8078.8	3617.7
82.5°	597.4	609.7	669.4	727.4	890.8	940.0	2201.5	2442.3	3659.9	2231.4	957.6
85°	555.2	569.3	590.4	530.6	571.0	551.7	952.3	996.2	1105.2	876.8	400.6
87.5°	251.3	296.9	585.1	412.9	304.0	242.5	390.1	407.6	458.6	460.3	177.5
90°	0.0	0.0	0.0	0.0	0.0	0.0	0.0	0.0	0.0	0.0	0.0



REPORT NUMBER: P318623
 CATALOG NUMBER: GAN-SA9D-722-U-T3

CANDELA DISTRIBUTION (continued):

	90°	95°	105°	115°	125°	135°	145°	155°	165°	175°	180°
0°	6667.9	6667.9	6667.9	6667.9	6667.9	6667.9	6667.9	6667.9	6667.9	6667.9	6667.9
2.5°	6683.7	6678.4	6687.2	6666.1	6692.5	6690.7	6681.9	6685.4	6703.0	6701.3	6703.0
5°	6724.1	6720.6	6731.1	6715.3	6746.9	6757.5	6759.2	6775.1	6794.4	6799.7	6799.7
7.5°	6826.0	6826.0	6831.3	6810.2	6831.3	6829.5	6820.7	6836.5	6855.9	6857.6	6855.9
10°	7001.7	7003.5	6994.7	6940.2	6922.6	6875.2	6831.3	6833.0	6857.6	6877.0	6882.2
12.5°	7223.1	7216.1	7177.4	7077.3	7003.5	6906.8	6861.1	6859.4	6884.0	6899.8	6905.1
15°	7476.1	7456.8	7356.6	7193.2	7063.2	6968.3	6894.5	6877.0	6862.9	6845.3	6847.1
17.5°	7715.1	7671.1	7504.2	7277.6	7140.5	7014.0	6871.7	6757.5	6678.4	6632.7	6618.7
20°	7957.5	7871.4	7630.7	7356.6	7182.7	6952.5	6678.4	6446.5	6302.4	6235.6	6223.3
22.5°	8178.9	8040.1	7748.4	7439.2	7149.3	6745.2	6314.7	5977.4	5777.1	5687.5	5694.5
25°	8395.0	8201.7	7871.4	7497.2	6980.6	6379.7	5808.7	5394.0	5162.1	5062.0	5058.4
27.5°	8584.8	8365.2	8005.0	7449.7	6666.1	5859.6	5209.6	4805.4	4612.2	4526.1	4512.0
30°	8802.6	8570.7	8182.4	7268.8	6205.8	5258.7	4624.5	4339.8	4202.8	4116.7	4100.9
32.5°	9068.0	8850.1	8328.3	6940.2	5617.2	4631.5	4167.6	3969.1	3844.4	3747.7	3730.1
35°	9454.5	9219.1	8365.2	6469.3	4970.6	4136.0	3832.1	3628.2	3459.6	3334.8	3322.5
37.5°	9939.4	9681.2	8280.8	5859.6	4343.3	3814.5	3552.7	3301.4	3081.8	2906.1	2878.0
40°	10638.7	10248.7	8047.1	5156.8	3881.2	3566.7	3280.3	2994.0	2721.6	2516.0	2475.6
42.5°	11478.6	10914.6	7688.7	4457.5	3542.1	3315.5	3009.8	2654.9	2394.8	2249.0	2227.9
45°	12546.8	11606.8	7191.5	3846.1	3208.3	3064.2	2718.1	2391.3	2229.7	2122.5	2104.9
47.5°	13766.2	12383.4	6669.6	3348.9	2925.4	2828.8	2484.4	2273.6	2145.3	2061.0	2045.2
50°	15265.0	13260.2	6116.2	2941.2	2640.8	2545.9	2373.7	2208.6	2106.7	2041.7	2025.8
52.5°	16955.2	14249.4	5717.3	2619.7	2405.4	2336.8	2315.7	2173.4	2090.8	2041.7	2025.8
55°	18775.5	15256.2	5286.9	2349.1	2201.5	2220.9	2277.1	2176.9	2120.7	2061.0	2038.1
57.5°	20597.5	16296.3	4807.2	2120.7	2039.9	2134.8	2250.7	2184.0	2136.5	2078.5	2057.5
60°	22038.2	16955.2	4064.0	1929.2	1911.6	2039.9	2187.5	2131.3	2069.8	2071.5	2068.0
62.5°	22711.2	16920.1	3243.5	1758.8	1783.4	1911.6	2085.6	2048.7	1997.7	2066.3	2071.5
65°	22333.4	16076.7	2524.8	1604.2	1646.3	1778.1	1980.2	2008.3	2025.8	2157.6	2175.2
67.5°	20748.6	14435.6	1955.6	1468.9	1521.6	1686.7	1990.7	2187.5	2210.3	2349.1	2347.4
69°	19109.3	12896.5	1699.0	1398.6	1460.1	1709.6	2127.7	2301.7	2215.6	2363.2	2342.1
70°	17735.3	11678.9	1562.0	1351.1	1432.0	1750.0	2219.1	2299.9	2189.2	2315.7	2280.6
72.5°	13659.0	8402.0	1324.8	1263.3	1337.1	1674.4	2245.5	2249.0	2127.7	2152.3	2092.6
75°	9368.4	5309.7	1156.1	1143.8	1193.0	1509.3	2161.1	2148.8	1967.9	1932.7	1883.5
77.5°	5165.6	2697.0	982.2	1029.6	1063.0	1337.1	1964.3	1946.8	1797.4	1723.6	1706.1
80°	1992.5	1180.7	829.3	915.4	936.5	1157.9	1721.9	1706.1	1581.3	1486.4	1460.1
82.5°	752.0	618.5	685.2	792.4	785.4	955.8	1458.3	1449.5	1328.3	1189.5	1147.3
85°	347.9	370.7	542.9	653.6	602.7	708.1	1166.7	1182.5	1034.9	869.7	869.7
87.5°	147.6	207.3	384.8	493.7	405.9	477.9	855.7	817.0	750.2	520.1	488.5
90°	0.0	0.0	0.0	0.0	0.0	0.0	0.0	0.0	0.0	0.0	0.0

(END OF REPORT)